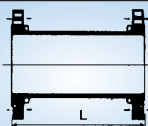
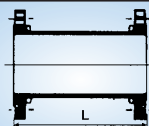


# RACCORDI PER TUBI IN GHISA



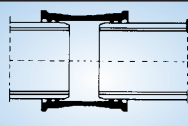
**ART. 04**  
MANICOTTI A  
DUE FLANGE  
L. 200 mm.

CODICE	DN	EURO
10400	65	
10401	80	
10402	100	
10403	125	
10404	150	
10405	200	
10406	250	
10407	300	
10408	350	
10409	400	
10410	450	
10411	500	



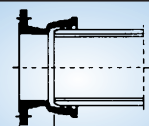
**ART. 05**  
MANICOTTI A  
DUE FLANGE  
L. 500 mm.

CODICE	DN	EURO
10420	65	
10421	80	
10422	100	
10423	125	
10424	150	
10425	200	
10426	250	
10427	300	
10428	350	
10429	400	
10430	450	
10431	500	



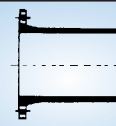
**ART. 06**  
MANICOTTI  
A DUE  
BICCHIERI

CODICE	DN	EURO
10500	65	
10501	80	
10502	100	
10503	125	
10504	150	
10505	200	
10506	250	
10507	300	
10508	350	
10509	400	
10510	450	
10511	500	



**ART. 07**  
GIUNZIONI  
FLANGIA E  
BICCHIERE

CODICE	DN	EURO
10600	65	
10601	80	
10602	100	
10603	125	
10604	150	
10605	200	
10606	250	
10607	300	
10608	350	
10609	400	
10610	450	
10611	500	



**ART. 08**  
GIUNZIONI  
AD UNA  
FLANGIA

CODICE	DN	EURO
10700	65	
10701	80	
10702	100	
10703	125	
10704	150	
10705	200	
10706	250	
10707	300	
10708	350	
10709	400	
10710	450	
10711	500	



**ART. 10**  
CURVE A DUE  
BICCHIERI A  
11°15' - 1/32

CODICE	DN	EURO
10900	65	
10901	80	
10902	100	
10903	125	
10904	150	
10905	200	
10906	250	
10907	300	
10908	350	
10909	400	
10910	450	
10911	500	



**ART. 11**  
CURVE A DUE  
BICCHIERI A  
22°30' - 1/16

CODICE	DN	EURO
11000	65	
11001	80	
11002	100	
11003	125	
11004	150	
11005	200	
11006	250	
11007	300	
11008	350	
11009	400	
11010	450	
11011	500	



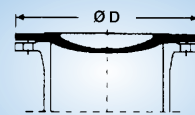
**ART. 12**  
CURVE A DUE  
BICCHIERI A  
45° - 1/8

CODICE	DN	EURO
11100	65	
11101	80	
11102	100	
11103	125	
11104	150	
11105	200	
11106	250	
11107	300	
11108	350	
11109	400	
11110	450	
11111	500	



**ART. 13**  
CURVE A DUE  
BICCHIERI A  
90° - 1/4

CODICE	DN	EURO
11200	65	
11201	80	
11202	100	
11203	125	
11204	150	
11205	200	
11206	250	
11207	300	
11208	350	
11209	400	
11210	450	
11211	500	



**ART. 18**  
PIATTI  
DI  
CHIUSURA

CODICE	DN	EURO
11700	65	
11701	80	
11702	100	
11703	125	
11704	150	
11705	200	
11706	250	
11707	300	
11708	350	
11709	400	
11710	450	
11711	500	



**ART. 22**  
CURVE A DUE  
FLANGE A  
11°15' - 1/32

CODICE	DN	EURO
12100	65	
12101	80	
12102	100	
12103	125	
12104	150	
12105	200	
12106	250	
12107	300	
12108	350	
12109	400	
12110	450	
12111	500	



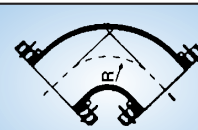
**ART. 23**  
CURVE A DUE  
FLANGE A  
22°30' - 1/16

CODICE	DN	EURO
12200	65	
12201	80	
12202	100	
12203	125	
12204	150	
12205	200	
12206	250	
12207	300	
12208	350	
12209	400	
12210	450	
12211	500	



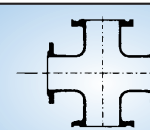
**ART. 16**  
CURVE A DUE  
FLANGE A  
45° - 1/8

CODICE	DN	EURO
11500	65	
11501	80	
11502	100	
11503	125	
11504	150	
11505	200	
11506	250	
11507	300	
11508	350	
11509	400	
11510	450	
11511	500	



**ART. 17**  
CURVE A DUE  
FLANGE A  
90° - 1/4

CODICE	DN	EURO
11600	65	
11601	80	
11602	100	
11603	125	
11604	150	
11605	200	
11606	250	
11607	300	
11608	350	
11609	400	
11610	450	
11611	500	



**ART. 21**  
CROCI  
A QUATTRO  
FLANGE

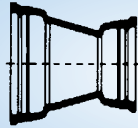
CODICE	DN	EURO
12000	65	
12001	80	
12002	100	
12003	125	
12004	150	
12005	200	
12006	250	
12007	300	
12008	350	
12009	400	
12010	450	
12011	500	

# RACCORDI PER TUBI IN GHISA



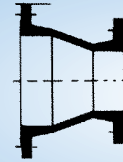
**ART. 09  
TE A TRE BICCHIERI**

CODICE	DN	DN	EURO
10800	65	65	
10801	80	65	
10802		80	
10803		65	
10804	100	80	
10805		100	
10806	125	125	
10807		65	
10808		80	
10809		100	
10810		150	
10811		65	
10812		80	
10813	200	100	
10814		150	
10815		200	



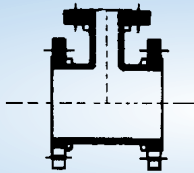
**ART. 14  
RIDUZIONI  
A DUE  
BICCHIERI**

CODICE	DN	DN	EURO	CODICE	DN	DN	EURO
11300	80	65		11315		150	
11301	100	65		11316	300	200	
11302		80		11317		250	
11331		65		11318		200	
11303	125	80		11319	350	250	
11304		100		11320		300	
11305		65		11321		250	
11306	150	80		11322	400	300	
11307		100		11323		350	
11308		125		11324		300	
11309		100		11325	450	350	
11310	200	125		11326		400	
11311		150		11327		350	
11312		125		11328	500	400	
11313	250	150		11332		450	
11314		200					



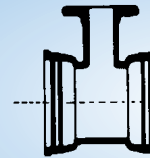
**ART. 15  
RIDUZIONI  
A DUE  
FLANGE**

CODICE	DN	DN	EURO	CODICE	DN	DN	EURO
11428	65	40		11427		100	
11400		50		11435	200	125	
11429		40		11411		150	
11425	80	50		11436		125	
11401		65		11412	250	150	
11430		40		11413		200	
11402	100	50		11414		150	
11426		65		11415	300	200	
11403		80		11416		250	
11431		40		11418	350	300	
11432		50		11417		250	
11404	125	65		11437	400	300	
11405		80		11419		350	
11406		100		11438		300	
11433		40		11439	450	350	
11434		50		11420		400	
11407	150	65		11421		350	
11408		80		11422	500	400	
11409		100		11440		450	
11410		125					



**ART. 20  
TE  
A TRE  
FLANGE**

CODICE	DN	DN	EURO	CODICE	DN	DN	EURO
11949		40		11924	250	250	
11950	65	50		11963		65	
11900		65		11964		80	
11951		40		11925		100	
11952	80	50		11926	300	150	
11901		65		11927		200	
11902		80		11965		250	
11953		40		11928		300	
11954		50		11966		65	
11903	100	65		11967		80	
11904		80		11929		100	
11905		100		11968	350	150	
11955		40		11930		200	
11956		50		11969		250	
11906	125	65		11931		350	
11907		80		11970		80	
11908		100		11932		100	
11909		125		11971		150	
11957		40		11933	400	200	
11958		50		11972		250	
11910		65		11973		300	
11911	150	80		11934		400	
11912		100		11935		100	
11913		125		11974		150	
11914		150		11936		200	
11959		40		11975		250	
11960		50		11937	450	300	
11961		65		11976		350	
11915	200	80		11977		400	
11916		100		11938		450	
11917		125		11939		100	
11918		150		11978		150	
11919		200		11940		200	
11962		65		11979	500	250	
11920		80		11941		300	
11921	250	100		11942		400	
11922		150		11943		500	
11923		200					



**ART. 19  
TE A DUE  
BICCHIERI  
+ FLANGIA**

CODICE	DN	DN	EURO	CODICE	DN	DN	EURO
11800	65	40		11836		80	
11802		65		11837		100	
11803		40		11838		150	
11805	80	65		11839	300	200	
11806		80		11868		250	
11807		40		11840		300	
11809	100	65		11841		65	
11810		80		11869		80	
11811		100		11842		100	
11812		40		11843	350	150	
11813		65		11844		200	
11814	125	80		11845		250	
11815		100		11846		350	
11816		125		11870		80	
11817		40		11847		100	
11819		65		11848		150	
11820	150	80		11849	400	200	
11821		100		11850		250	
11822		125		11871		300	
11823		150		11851		400	
11824		40		11852		100	
11826		65		11872		150	
11827		80		11853		200	
11828	200	100		11873	450	250	
11865		125		11874		300	
11829		150		11854		400	
11830		200		11855		450	
11866		65		11856		100	
11831		80		11857		150	
11832	250	100		11858		200	
11833		150		11875	500	250	
11834		200		11876		300	
11835		250		11859		400	
11867	300	65		11860		500	