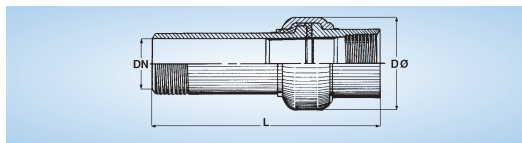
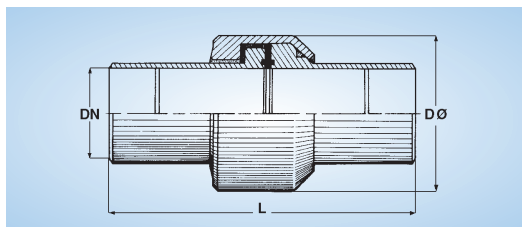



# GIUNTI, TRONCHETTI, BOUT E FONTANELLE



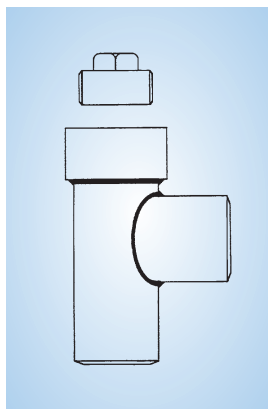
## GIUNTI DIELETRICI PN 10 FILETTATI F/M

CODICE	DN	L mm.	EURO
4502	3/4"	108	
4503	1"	132	
4504	1"1/4	147	
4505	1"1/2	161	
4506	2"	169	



## GIUNTI DIELETRICI PN 25 A SALDARE

CODICE	DN	L mm.	EURO
4507	50	340	
4508	65	360	
4509	80	400	
4510	100	400	
4511	125	460	
4512	150	500	
4513	200	500	
4514	250	700	
4515	300	700	
4516	350	900	
4606	400	900	
4607	450	930	
4608	500	980	

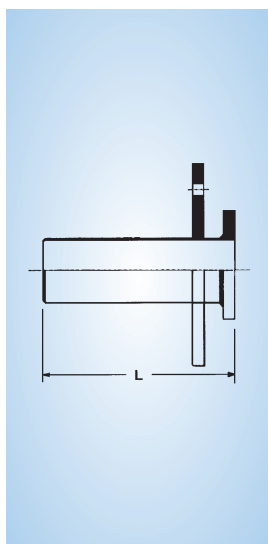


## TRONCHETTO A TI 90° PER CONDOTTE MEDIA PRESSIONE

CODICE	DN	EURO
5157	1"	
5158	1"1/4	
5159	1"1/2	
5160	2"	
5161	2"1/2	
5162	3"	
5163	4"	

## TRONCHETTO A TI 90° PER CONDOTTE BASSA PRESSIONE

CODICE	DN	EURO
5147	1"	
5148	1"1/4	
5149	1"1/2	
5150	2"	
5151	2"1/2	
5152	3"	
5153	4"	
5154	5"	
5155	6"	
5156	8"	



## BOUT CON FLANGIA PN 16

CODICE	DN	L mm.	EURO
4610	40	170	
4611	50	175	
4612	65	182,5	
4613	80	190	
4614	100	200	
4615	125	212,5	
4616	150	225	
4617	200	250	
4630	250	275	
4631	300	300	



## FONTANELLA MILANO

CODICE	TIPOLOGIA	EURO
4567	LEGGERA	
4568	PESANTE	